

# ANYONE CAN BE A HERO IN A LOW BLOOD SUGAR EMERGENCY. **EVEN YOU.**



## How to identify a low blood sugar emergency



Mood swings



Dizziness



Difficulty thinking and speaking



Shaking or sweating



Lack of coordination



Seizure or loss of consciousness

## How to act on it

### Prep:

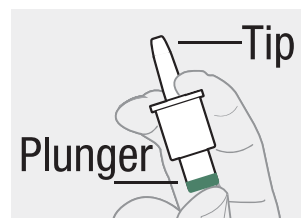
Find BAQSIMI® in: \_\_\_\_\_

- Remove shrink wrap by pulling on the **red stripe**
- Open the lid and remove the device

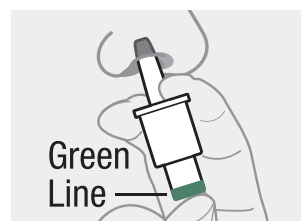
**CAUTION:** Keep BAQSIMI in the shrink-wrapped tube until ready to use. Do not press the plunger until ready to give the dose - the device contains one dose and can only be used once.



### Administer:

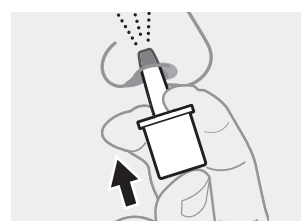


- **Hold the device** between fingers and thumb



#### STEP 1

- **Insert the tip** gently into one nostril until finger(s) touch the outside of the nose



#### STEP 2

- **Push the plunger** firmly all the way in

The dose is complete when the **green line** is no longer showing

### After:

- Throw away the used device and tube
- Call for medical help
- If the person is unconscious, turn them on their side
- Patients usually respond within 15 minutes
- Encourage person to eat a fast-acting sugar (such as juice) as soon as they can safely swallow, followed by a long-acting source of sugar such as crackers and cheese
- In case of allergic reactions to BAQSIMI, call medical help immediately. Signs include: rash, hives, difficulty breathing or swallowing, sweating, swollen face, lips, tongue or throat. Rapid heartbeat and low blood pressure

### Volunteer heroes

\_\_\_\_\_ has got \_\_\_\_\_ baq!  
(names of volunteer heroes) (student with diabetes)

